


PNEUMATIC MODULAR FRAME Series BYC-200

The BYC-200 frame belongs to the family of modular pneumatic systems MF-P (Modular Frame Pneumatic), designed and manufactured to perform specific tests on components in the bicycle sector. The system is produced entirely in aluminum and used to perform static and fatigue tests on handlebars according to ISO 4210-5 e EN 15194.



Technical specifications

The BYC-200 test bench consists of a portal structure made of aluminum profiles. The height-adjustable cross strut allows the two actuators to be positioned in the desired position for testing.

The base consisting of a grooved crossbar and the appropriate adjustable grip allow the positioning of the handlebar in all test positions according to ISO 4210-5 and EN 15194 standards.

The entire test area is protected by polycarbonate panels that allow perfect vision during the tests. The front and rear doors with double-leaf opening allow effective access to the work area and proper handlebars positioning. The openings interlocking system guarantees a complete operator safety.

The system is compatible with the K-PN series of pneumatic actuator kits and relative anchoring brackets.

Application fields

The BYC-200 system is used most commonly and naturally in the bicycle, EPAC bicycles and motorcycles sector.

Due to the diversified series of clamps, it is particularly suitable for the following tests:

- Handlebar stem (and assembly) - lateral bending test;
- Handlebar stem - forward bending test;
- Handlebar, stem, bar end, aerodynamic extension - torsional security test;
- Handlebar and stem assembly - fatigue test;
- Handlebar and stem assembly - test method for racing bicycles.

Characteristics



OIL FREE

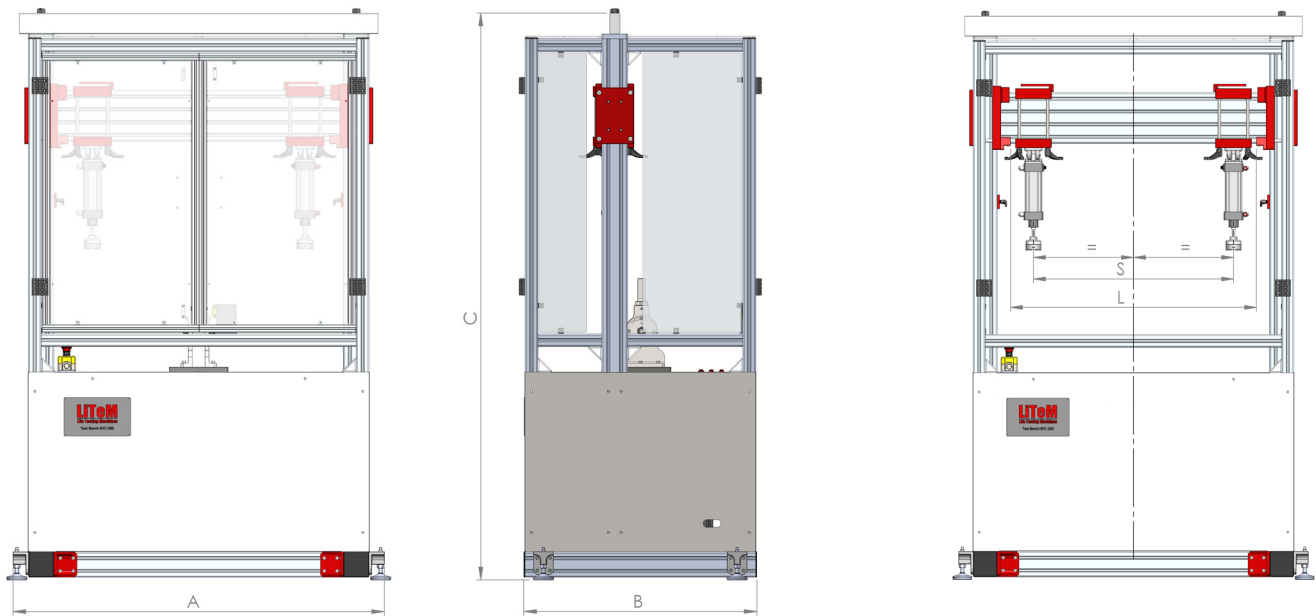


MAXIMUM FLEXIBILITY
AND CONFIGURABILITY



EASY TO USE

Al fine di migliorare le prestazioni tecniche del prodotto, la società si riserva di apportare variazioni senza preavviso.
In order to improve the technical performances of the product, the company reserves the right to make any change without notice.

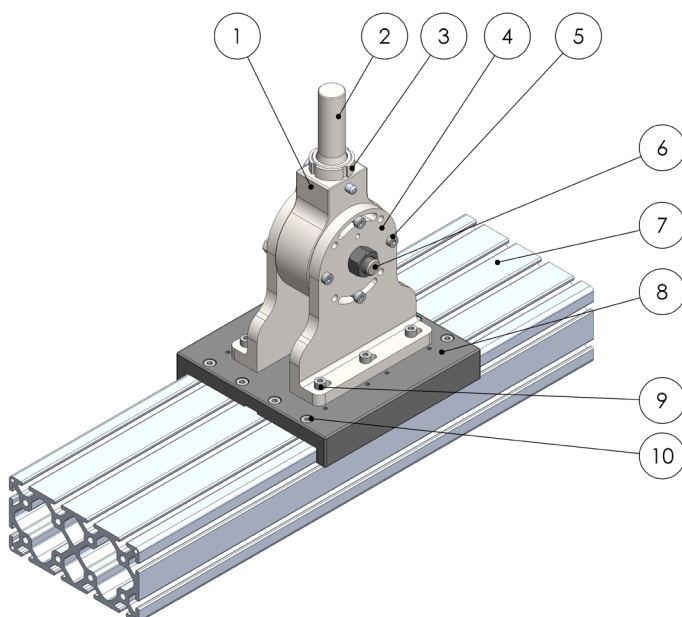


DIMENSIONS FRAME BYC-200

	A [mm]	B [mm]	C [mm]	S [mm]	L [mm]
Test bench BYC-200	1450	910	2250	800	1020

Handlebar grip - central support

Kit code	Description
B-BYC-HCS	The Handlebar Central Support adapts to all types of stem thanks to the interchangeable coupling. The central pin, the holes and the lateral millings allow the handlebar to be positioned at the appropriate angle for carrying out all the tests required by the ISO 4210-5 EN 15194 standards. The handlebar grip can slide on the grooved surface allowing a perfect alignment between handlebar under test and actuators.



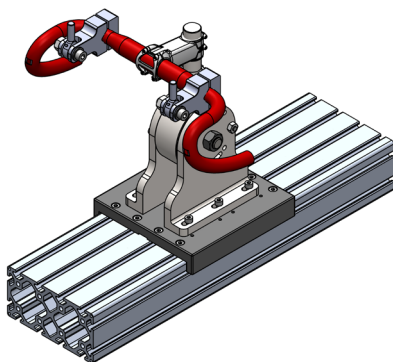
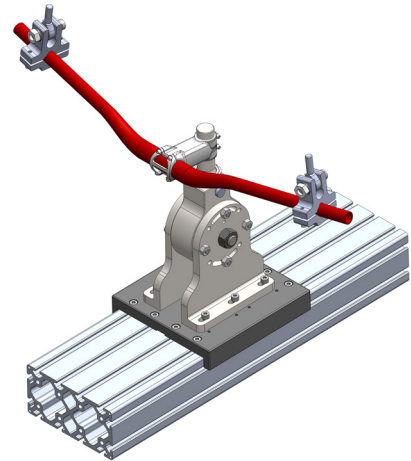
Details

1. central pin
2. stem/tube - interchangeable coupling
3. closing ring
4. side milled flanges
5. tightening screws
6. central rotation and tightening pin
7. T groove profile
8. interface plate
9. fixing screws
10. fastening and sliding screws

Configurations and accessory kits

Lateral bending test

Kit code	Description	Standard
B-BYC-01	Accessory kit consisting of: extension for actuators (3 different lengths), pair of V-clamps for static and fatigue bending tests, pair of ball joints	ISO 4210-5 parti: 4.2 - 4.3 - 4.4 - 4.6 - 4.7 - 4.9 EN 15194 parti: 4.3.6.6 - 4.3.6.6.2 - 4.3.6.6.4 - 4.3.6.6.5 - 4.3.6.7

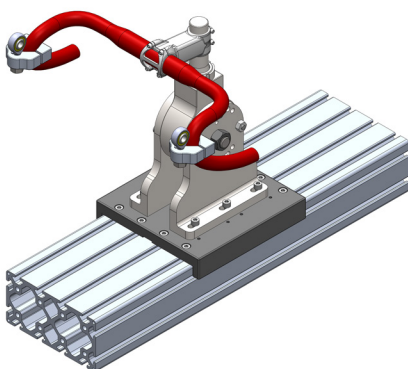
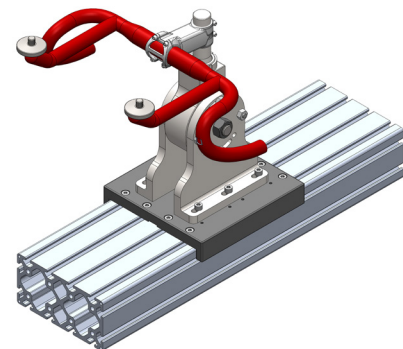


Torsional security test - handlebar

Kit code	Description	Standard
B-BYC-02	Accessory kit consisting of: extension for actuators (3 different lengths), pair of V-clamps for static and fatigue torsional security test, pair of ball joints	ISO 4210-5 parte: 4.5 EN 15194 parte: 4.3.6.6.3

Torsional security test - aerodynamic extension

Kit code	Description	Standard
B-BYC-03	Accessory kit consisting of: extension for actuators (3 different lengths), pair of thrusters with spherical seat for static and fatigue torsional security test	ISO 4210-5 parte: 4.8



Security test - racing bicycles

Kit code	Description	Standard
B-BYC-04	Accessory kit consisting of: extension for actuators (3 different lengths), pair of V-clamps for static and fatigue security test, pair of ball joints	ISO 4210-5 parte: 4.9.2

Related systems

The entire series of PN-MF modular pneumatic frames is compatible with all the pneumatic actuator kits and related accessories - K-PN product category [see www.litem.info/accessori].


Real Time Controller RTC 9002



Real Time Controller RTC 9002 bi-axial (2 independent or simultaneous axes) complete with PC, monitor 27", mouse and keyboard.

Includes SS 9000 Software Suite - standard version. Additional Software Tools are available (for details visit: www.litem.info/software-and-tools/)

Pneumatic Actuator Kit



Pneumatic actuator Kit complete with contactless displacement sensor, load cell, proportional servo-valve and air handling unit.

Al fine di migliorare le prestazioni tecniche del prodotto, la società si riserva di apportare variazioni senza preavviso.
In order to improve the technical performances of the product, the company reserves the right to make any change without notice.



TUTORIAL
VIDEO

DRC Srl
PRODUCTION AND SALES
Via Montesicuro, 58/B - 60131 Ancona (Italy)
Tel (+39) 071 80 36 077

EnginLAB Srl
RESEARCH AND DEVELOPMENT
Via Verità 3/a - 35131 Padova (Italy)
Tel (+39) 049 20 21 489

GENERAL INFORMATION
info@litem.info

www.litem.info